



DOMOTICS
READY



REMOTE
CONTROL



MANUAL
OPERATION

FOREST Atlantis® Series

These roller blind systems are a unique addition to the Forest Group range of products.
Available as chain operated system or motorized.

FOREST Atlantis®
Atlantis® Slim Line



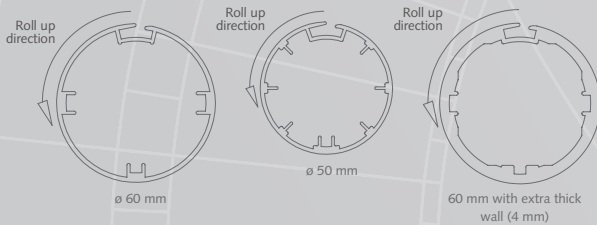
The world behind
YOUR CURTAINS

FOREST Atlantis®

PRODUCT INFORMATION

- Tube available in 50 mm and 60 mm
- Easy installation with universal adjustable brackets
- Forest tubular motors and controls can be used
- Maximum total weight 26 kg with 13Nm tubular motor
- Silent moving motorized roller blind system.
Noise level <40 dB(A) / <44 dB(A)
- 3 Nm, 6 Nm and 13 Nm motor types
- Domotics ready
- Tubular motor also available with internal multi receiver and electronic limit setting
- Multiple blinds on a single motor through intermediate brackets
- Cover cassette and side guides available
- Chain operated and motorized
- Three fitting options: recess, ceiling, wall
- Chain control 1:2
- 50 mm tube width up to 250 cm
- 60 mm tube width up to 300 cm
- 60 mm T6 tube width up to 400 cm
- 50 mm height fabrics (0,3 mm) up to 550 cm
- 60 mm height fabrics (0,3 mm) up to 400 cm

PROFILE



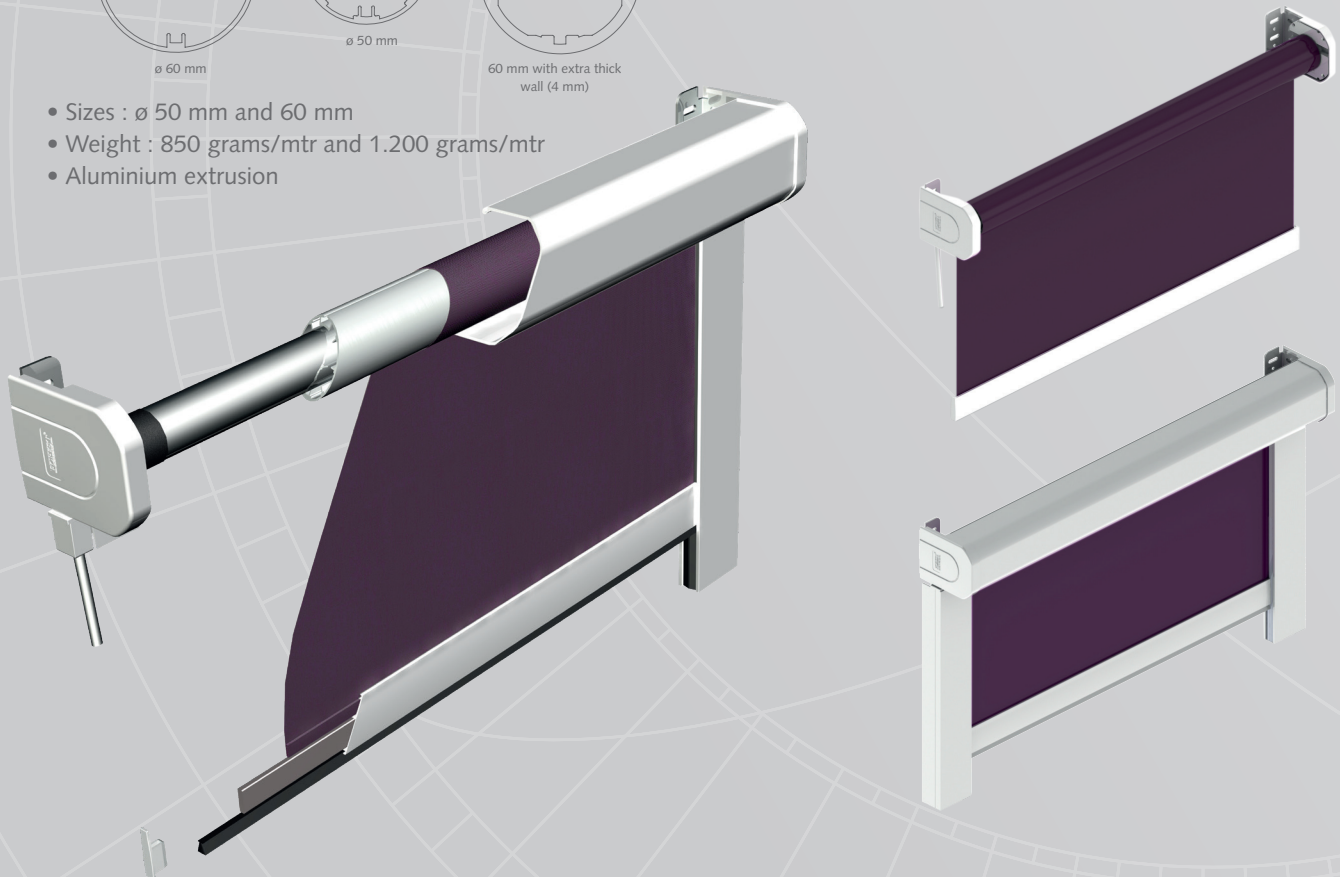
- Sizes : ø 50 mm and 60 mm
- Weight : 850 grams/mtr and 1.200 grams/mtr
- Aluminium extrusion

FOR USE IN

Hotels - offices - residences - boats or anywhere a heavy duty Roller Blind System is required to create maximum black-out or decorative use.

SPECIFICATIONS

Type	Strength	Speed	Weight load	Noise level	Control options
6/28/S	6 Nm	28 rpm	13 kg	< 44 dB(A)	Switch / Home Automation
6/20/SQ	6 Nm	20 rpm	13 kg	< 40 dB(A)	Switch / Home Automation
13/14/S	13 Nm	14 rpm	26 kg	< 44 dB(A)	Switch / Home Automation
6/28/E	6 Nm	28 rpm	13 kg	< 44 dB(A)	Forest Multi Internal Receiver
6/20/EQ	6 Nm	20 rpm	13 kg	< 40 dB(A)	Forest Multi Internal Receiver
13/14/E	13 Nm	14 rpm	26 kg	< 44 dB(A)	Forest Multi Internal Receiver

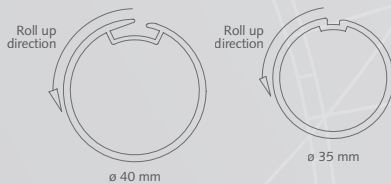


FOREST Atlantis® Slim Line

PRODUCT INFORMATION

- Tube available in 35 mm and 40 mm
- Easy installation with universal adjustable brackets
- Forest tubular motors and controls can be used
- Maximum total weight 3,5 kg
- Silent moving motorized roller blind system.
Noise level < 44 dB(A)
- Domotics ready
- Tubular motor also available with internal multi receiver and electronic limit setting
- Multiple blinds on a single motor through intermediate brackets
- Cover cassette and side guides available
- Battery tubular motor also available
- Optional solar panel
- Three fitting options: recess, ceiling, wall
- Chain and crank operated and motorized
- 35 mm width up to 200 cm
- 40 mm width up to 250 cm
- 35 mm height fabrics (0,3 mm) up to 450 cm
- 40 mm height fabrics (0,3 mm) up to 390 cm
- Chain control options: 1:2 / 1:1 / 1-2,5

PROFILE



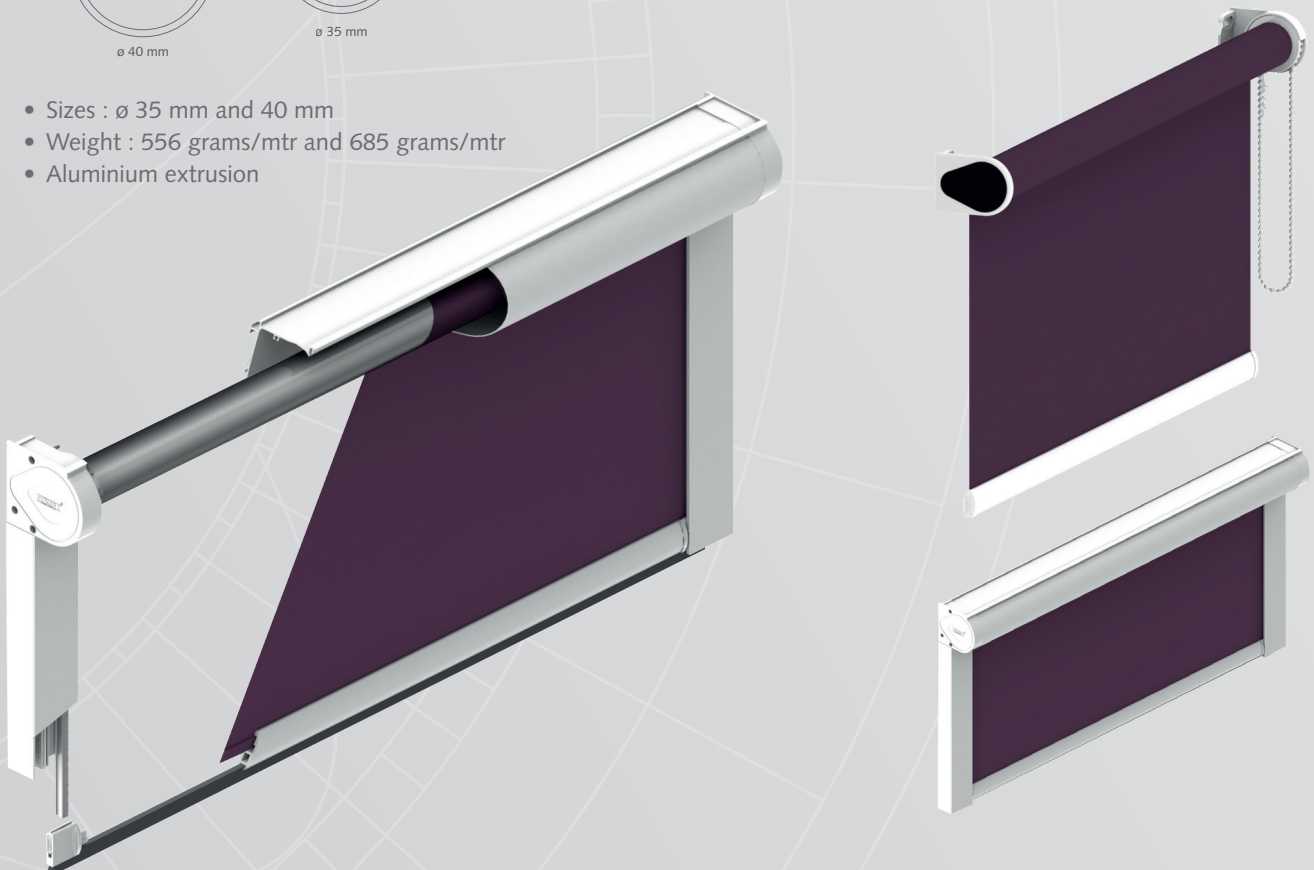
- Sizes : ø 35 mm and 40 mm
- Weight : 556 grams/mtr and 685 grams/mtr
- Aluminium extrusion

FOR USE IN

Hotels - offices - residences - boats or anywhere a medium duty Roller Blind System is required to create maximum black-out or decorative use.

SPECIFICATIONS

Type	Speed	Weight	Noise level load	Control options
12/28/S	28rpm	3,5 kg	< 44 dB(A)	Switch / Home Automation
RF230/32/E	32rpm	3,5 kg	< 44 dB(A)	Forest Multi Internal Receiver
RFUSB5/28/E	28rpm	3,5 kg	< 44 dB(A)	Forest Multi Internal Receiver



CONTROL OPTIONS

Our broad range of controls make finding a fit for your home even easier; controlling the blinds by hand, remote or even by building automation system. With the remote you can control the roller blind in any position you like. Controlling the motorized curtain system by your smartphone or tablet, you can create and schedule customized room scenes that allow your roller blinds to operate on their own throughout the day.




FOREST DIAMOND SENSE REMOTE

15 Channel Remote control, possibility to control up to 15 systems individually and in group by integrated timer function or manual. Auto-On mode, when holding hand above it, the integrated LED light will automatically come on. Radio control, range up to 30 meters. Including magnetic wall support.



BUILDING AUTOMATION

The Atlantis System can be connected to any Building Automation system, by relay control.



HOTEL CONTROL

The Atlantis System can be connected to any Hotel Automation system, by relay control.

OTHER CONTROL OPTIONS

Z-Wave receivers and controls and switch control are available on request.

COMPATIBLE WITH



www.amx.com
In Concert Partner



www.knx.nl
KNX partner



www.z-wave.com
Z Wave alliance partner

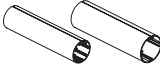
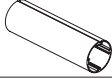
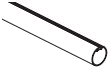

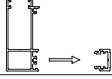




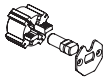







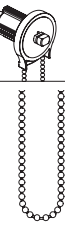







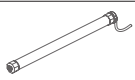
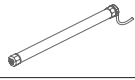
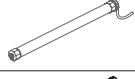



















www.crestron.com
I2P partner



















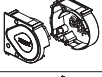
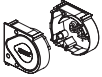

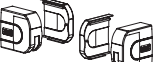





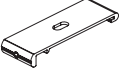













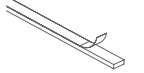
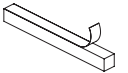



www.smart-homes.nl
Smart homes partner

Forest® Atlantis Slim Line is compatible with many other Building Automation systems, thanks to its modular construction. A competitive advantage over the motorized drapery systems in the world!

ATLANTIS OPEN	ATLANTIS CLOSED	SLIM LINE OPEN	SLIM LINE CLOSED	ARTICLE	PACKING UNIT		ART.NR
●	●			 RB ATLANTIS TUBE	5.8 mtr	50 mm 60 mm T5	0100058050 0100058060
●	●			 RB ATLANTIS TUBE EXTRA THICK 60MM T6	4.0 mtr 5.0 mtr	for 4.00 mtr width system for 4.00 mtr width system	0100058060-4 0100058060-5
		●	●	 RB ATLANTIS SLIM LINE TUBE	58 mtr	40 mm 5.80 mtr 35 mm 5.80 mtr	0130058040 0130058035
●	●			 RB ATLANTIS SIDE GUIDE PROFILE - INSIDE WALL FIX	5.8 mtr	white black	0100078050 0100076050
●	●			 RB ATLANTIS SIDE GUIDE PROFILE - CLICK FACE FIXED	5.8 mtr	white on the wall white	0110078580 0110078589
		●	●	 RB ATLANTIS SLIM LINE SIDE GUIDE PROFILE	5.8 mtr	backside frontside	0130171580-B 0130171580-F
●	●			 RB ATLANTIS ENDCAP FOR SIDE GUIDE PROFILE	50/box	white black	0100071000 0100076000
			●	 ATLANTIS SLIM LINE DARKENING ENDCAP FOR SIDE GUIDE PROFILE	set, 20/box		0130071000 L&R
●	●			 RB ATLANTIS MOTOR ADAPTOR	5 set/box	50 mm set universal 60 mm set universal	0100058055-S 0100058065-S
	●			 RB ATLANTIS MOTOR ADAPTOR SET	5/box	50 mm 60 mm	0100058055 0100058065
●	●			 RB ATLANTIS IDLER	5/box	50 mm 60 mm	0100058051 0100058061
●	●			 RB ATLANTIS ADJUSTABLE IDLER	5/box	50 mm 60 mm	0100058053 0100058064
●	●			 RB ATLANTIS CONNECTOR IDLER	5/box	50 mm 60 mm	0100058052 0100058062
		●	●	 ATLANTIS SLIM LINE IDLER	10/box	white 40 mm silver 40 mm black 40 mm white 35 mm	0130058065 0130058064 0130058063 0136351000
		●	●	 ATLANTIS SLIM LINE CHAIN CONTROL UNIT 1:1	50/box	white 40 mm silver black white 35 mm	0136001111 0136003111 0136006111 0136351111
		●	●	 ATLANTIS SLIM LINE CHAIN CONTROL UNIT 1:2	50/box	white 35 mm silver 40 mm	0136351012 0136001012
●	●			 RB ATLANTIS CHAIN CONTROL 1:2	1/box	50 mm 60 mm	0106001012 0106001013
●	●	●	●	 BS CHAIN 6 MM PITCH METAL INOX	100/box	rol 150 mtr 1.50 mtr (drop=0.75 mtr) 2.50 mtr (drop=1.25 mtr) 3.00 mtr (drop=1.50 mtr) 3.50 mtr (drop=1.75 mtr) 4.00 mtr (drop=2.00 mtr) 4.50 mtr (drop=2.25 mtr)	3670008100 3670008150 3670008250 3670008300 3670008350 3670008400 3670008450
●	●	●	●	 BS CHAIN 6 MM PITCH METAL CHAIN	100/box	rol 150 mtr 1.50 mtr (drop=0.75 mtr) 2.50 mtr (drop=1.25 mtr) 3.00 mtr (drop=1.50 mtr) 4.00 mtr (drop=2.00 mtr) 5.00 mtr (drop=2.50 mtr) 6.00 mtr (drop=3.00 mtr)	3670003100 3670007150 3670007200 3670007300 3670007350 3670007400 3670007450
●	●	●	●	 DESIGN CORD/CHAIN WEIGHT	10/box	white	3030701000
●	●	●	●	 BS CORD/CHAIN WALL MOUNT SAFETY BOX SINGLE	25/box	1 mtr	3645702000

ATLANTIS OPEN	ATLANTIS CLOSED	SLIM LINE OPEN	SLIM LINE CLOSED	ARTICLE	PACKING UNIT		ART.NR
		●	●	 ATLANTIS SLIM LINE CRANK CONTROL L OR R UNIT 1:2,5	5/box	right 40 mm right 35 mm left 40 mm left 35 mm	0136001000-R 0136351000-R 0136001000-L 0136351000-L
		●	●	 ATLANTIS SLIM LINE CRANK ROD	5/box	150 cm	0136011150
●	●			 FOREST TUBULAR MOTOR Ø 35 MM	1/box	230v/50hz 6nm/28rpm 230v/50hz 13nm/14rpm	3416600012 3416600016
●	●			 FOREST SILENT TUBULAR MOTOR Ø 35 mm	1/box	230v/50hz 6nm/20rpm/ sq	3416600017
●	●			 FOREST TUBULAR MOTOR Ø 35 MM INT.RECEIVER	1/box	230v/50hz 6nm/28 rpm 230v/50hz 13 nm/14 rpm	3416600112 3416600116
●	●			 FOREST SILENT TUBULAR MOTOR Ø 35 mm INT.RECEIVER	1/box	230v/50hz 6nm/20 rpm/eq	3416600117
		●	●	 FOREST TUBULAR MOTOR Ø 25 MM DOMOTICA	1/box	tba	3416600119
		●	●	 FOREST TUBULAR MOTOR Ø 25 MM INTERNAL RECEIVER HARD WIRED	1/box	230v/1.5/32	3416600118
		●	●	 FOREST TUBULAR MOTOR Ø 25 MM INTERNAL RECEIVER + BATTERY	1/box	12v/usb5/1.1/28	3416600120
●	●	●	●	 FOREST DIAMOND SENSE REMOTE 15 CHANNEL INCL TIMER	1/box	white black	5201091470 5201086470
●	●	●	●	 FOREST WIRELESS WALL SWITCH 2 CHANNEL LED	1/box	white black	5201001480 5201006480
●	●	●	●	 MULTI RECEIVER / WALL SWITCH FMS / BCS	1/box	dimension 8.5 x 8.5 x 3.5 cm	5104011500
		●	●	 ATLANTIS SLIM LINE DRIVE ADAPTOR CROWN FOR TUBE 35 MM/MOTOR Ø 25 MM	5/box		0136600125
●	●			 RB ATLANTIS MOTOR ADAPTOR RING (ONLY FOR SOMFY SONESSE)	5/box	40 mm	0100058056
●				 RB ATLANTIS ADJUSTABLE MOTOR BRACKET RIGHT	5/box	ceiling right wall right	0100051010-CR 0100051010-WR
●				 RB ATLANTIS ADJUSTABLE MOTOR BRACKET LEFT	5/box	ceiling left wall left	0100051010-CL 0100051010-WL
●				 RB ATLANTIS ADJUSTABLE MIDDLE MOTOR BRACKET	5/box		0100051011
●				 RB ATLANTIS ADJUSTABLE IDLER BRACKET RIGHT	5/box		0100051017-CR 0100051017-WR
●				 RB ATLANTIS ADJUSTABLE IDLER BRACKET LEFT	5/box		0100051017-CL 0100051017-WL
●				 RB ATLANTIS ADJUSTABLE MIDDLE IDLER BRACKET	5/box		0100051018
●				 RB ATLANTIS ADJUSTABLE CASSETTE MIDDLE IDLER BRACKET	5/box		0100051019
●				 RB ATLANTIS ADJUSTABLE MIDDLE CONNECTING BRACKET	5/box		0100051020
●				 RB ATLANTIS ADJUSTABLE CASSETTE MIDDLE CONNECTING BRACKET	5/box		0100051021
	●			 RB ATLANTIS ADJUSTABLE SMALL MOTOR BRACKET	5/box	left right	0110051010-L 0110051010-R

ATLANTIS OPEN	ATLANTIS CLOSED	SLIM LINE OPEN	SLIM LINE CLOSED	ARTICLE	PACKING UNIT		ART.NR
	●			 RB ATLANTIS ADJUSTABLE SMALL IDLER BRACKET	5/box	left right	0110051017-L 0110051017-R
	●			 RB ATLANTIS ADJUSTABLE MIDDLE IDLER SMALL DOUBLE	5/box		0110051019
	●			 RB ATLANTIS ADJUSTABLE MIDDLE CONNECTING BRACKET SMALL DOUBLE	5/box		0110051021
	●			 RB ATLANTIS ADJUSTABLE MIDDLE CONNECTOR SMALL SLIDE-IN	5/box		0110051023
	●			 MIDDLE MOTOR BRACKET	5/box		0110051011
●	●			 RB ATLANTIS ENDCAP CAPPING BOTTOM PROFILE	50/box	white	0100061010
●	●			 RB ATLANTIS ENDCAP BOTTOM PROFILE	50/box	white black	0100061000 0100066000
		●	●	 ATLANTIS SLIM LINE END CAP BOTTOM PROFILE	100/box	white silver anthracite	0130051000 0130051003 0130051005
●	●			 RB ATLANTIS BOTTOM PROFILE BLOCKING SYSTEM	10/box		0100071001
●	●			 RB ATLANTIS BOTTOM PROFILE 9X40	5.80 mtr	white black	0100068050 0100066580
●	●			 RB ATLANTIS WEIGHT FOR BOTTOM PROFILE	1 mtr/box	1 mtr	0100068100
		●	●	 ATLANTIS SLIM LINE BOTTOM PROFILE 5.8MTR	58 mtr	anod.silver silver powdercoated anthracite white	0130063600 0130063600-PC 0130065600 0130061600
		●	●	 ATLANTIS SLIM LINE INCREASE WEIGHT BOTTOM PROFILE		3 mtr	0130060300
●	●			 RB ATLANTIS GUIDE WIRE SET L/R	5 set/box		0100090022
		●	●	 ATLANTIS SLIM LINE GUIDE-WIRE	1/each		0130090022
		●		 ATLANTIS SLIM LINE IDLER BRACKET	5/box	40 mm silver	0130051017
		●		 ATLANTIS SLIM LINE MOTOR BRACKET	5/box	40 mm silver	0130051010
		●		 ATLANTIS SLIM LINE FACE FIX BRACKET	10/box	white silver black	0130041000 0130043000 0130046000
			●	 ATLANTIS SLIM LINE CHAIN BRACKETS L OR R	set, 5/box	set left set right	0130071002-L 0130071002-R
			●	 ATLANTIS SLIM LINE DARKENING BRACKETS L&R	set, 5/box		0130071001
●				 RB ATLANTIS ENDCAP L+R	10/box	white black	0100051000 0100056000
	●			 BRACKET CHAIN ENDCAP CASSETTE SET	10/box	left right	0110071002-L 0110071002-R

ATLANTIS OPEN	ATLANTIS CLOSED	SLIM LINE OPEN	SLIM LINE CLOSED	ARTICLE	PACKING UNIT	ART.NR
	●			 RB ATLANTIS ENDCAP SMALL LEFT/RIGHT	5 set/box white black	0110055100 0110055600
		●		 ATLANTIS SLIM LINE COVER CAP FACE FIX BRACKET	10/box	0130041010
			●	 ATLANTIS SLIM LINE DARKENING ENDCAP	set, 20/box	0130081000
		●		 ATLANTIS SLIM LINEMOUNTING BRACKET	25/box anod.silver anthracite white	0130053030 0130055030 0130051030
	●			 RB ATLANTIS SK BRACKET WHITE	10/box cassette/wall/ceiling	0111630000
	●			 COVE BRACKET	10/box	0110051023
			●	 ATLANTIS SLIM LINE MOUNTING BRACKET	10/box	0130151000
	●			 RB ATLANTIS MIDDLE BRACKET COVER CAP SMALL	5/box white	0110051001
●				 RB ATLANTIS MIDDLE BRACKET COVER	5/box white	0100051001
●				 RB ATLANTIS COVER CASSETTE	5.8 mtr white	0100098050
	●			 RB ATLANTIS SMALL CASSETTE COVER PROFILE	5.8 mtr white black	0110001580 0110006580
			●	 ATLANTIS SLIM LINE COVER CAP PROFILE	5.8 mtr	0130101580
	●			 RB ATLANTIS MOUNTING PROFILE WHITE	5.8 mtr white	0110058000
		●		 ATLANTIS SLIM LINE MOUNTING PROFILE	58 mtr 5.80 mtr anod. silver 5.80 mtr anthracite 5.80 mtr white	0130053580 0130055580 0130051580
			●	 ATLANTIS SLIM LINE MOUNTING PROFILE	58 mtr 5.80 mtr white	0130151580
●	●	●	●	 RB ATLANTIS PLASTIC ADHESIVE STRIP	10/bundle 58 mtr 8.5x1 mm 5.80 mtr	0100090001
		●	●	 ATLANTIS SLIM LINE ADHESIVE DOUBLE SIDED TAPE		0130999920
			●	 ATLANTIS SLIM LINE SEALING FOAM 5X15 MM	rol, 60 mtr	0100090019
●	●			 BLACKOUT FOAM STRIP 15X6	7 mtr/roll expands to 30 mm	0100090030
			●	 ATLANTIS SLIM LINE FALSE WINDOW SILL	set, 20/box	0130181580
			●	 ATLANTIS SLIM LINE BRUSH	600 mtr 5 mm	0130093600
●	●			 RB ATLANTIS BRUSH FOR SIDE GUIDE AND BOTTOM PROFILE	20 mtr/bag	0100093600